












## Hula Hoop Activity Data Sheet

1. Draw what you found at each of your five marked points. Use colored pencils or crayons if you like. If you know what something is, label it!

<b>1</b>	<b>2</b>	<b>3</b>
<b>4</b>	<b>5</b>	

2. See if you recognize any of these common invertebrates/decomposers in your hula hoop plot! Circle any that you found.

 Ant	 Beetle	 Spider
 Centipede	 Snail	 Millipede
 Earthworm	 Slug	 Pill bug



3. Count how many **different types of plants** you can find in your hula hoop plot. Record that number in the box below.

4. Count how many **different types of fungi** you can find in your hula hoop plot. Remember to check under rocks or sticks! Record that number in the box below.

4. Give a family member a tour of your site! Show off all of the interesting things that you found. Ask them if they can find anything new in your plot that you may have missed. Ask them about their favorite thing that you found. Draw or write about it below.